



California Department of Education  
CALIFORNIA ELEMENTARY SCHOOL  
CALIFORNIA SCHOOL DISTRICT

SSID: 9988776701  
School Year: 2023–24  
Grade: 5

FOR THE FAMILY OF:  
**JENNY M. LASTNAME**  
1234 MAIN ST UNIT 1234  
YOUR CITY, CA 12345

### What is the CAASPP?

The California Assessment of Student Performance and Progress (CAASPP) consists of assessments aligned with the state standards that outline the expectations for what students know and can do. Students in grades three through eight and eleven take the English language arts/literacy (ELA) and mathematics assessments. Students take the California Science Test (CAST) in grades five and eight, and once in high school. With each assessment, students are expected to write clearly, think critically, and solve problems.

If you have any questions about the assessments or your child’s results, you may contact your child’s teacher for more information.




### What do the scores mean?

Students receive an overall score and an achievement level. There are four different achievement levels:

-  Level 4: Standard Exceeded
-  Level 3: Standard Met
-  Level 2: Standard Nearly Met
-  Level 1: Standard Not Met

The goal for all students is to reach the Standard Met or Standard Exceeded level, which means they met the expectations for their grade level.

There are performance areas for each assessment, which are reported as one of three levels:

-  Above Standard
-  Near Standard
-  Below Standard

These results provide a measure of where students are excelling and where they can improve. Assessment results are only one measure and should be combined with other information to better understand student achievement.



For more information about these tests—including sample test questions—visit <https://CA.StartingSmarter.org/>.

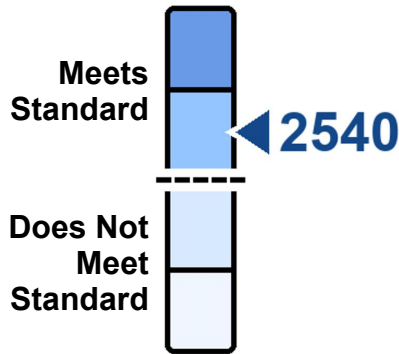


## Smarter Balanced for English Language Arts/Literacy

### Jenny's Overall ELA Score

Jenny's score of 2540 met the grade five standard.

**Level**  
**3**  
Standard Met

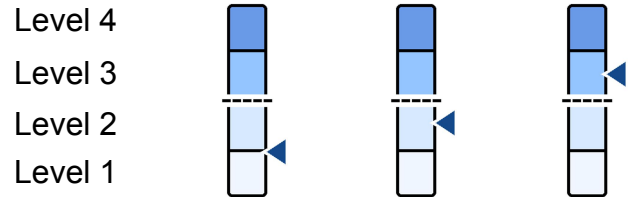


The score range for grade five is 2200–2730. A score of 2502 or higher meets the grade five standard.

### Jenny's Score History

Jenny's score increased from last year, enough to reach a higher level.

| Grade | Grade 3 | Grade 4 | Grade 5 |
|-------|---------|---------|---------|
| Score | 2366    | 2450    | 2540    |
| Level | Level 1 | Level 2 | Level 3 |



The arrow represents how far Jenny's score is from reaching the next level. Standards for the next grade are higher than for the previous grade. As a result, students may need a higher score to stay in the same level as the previous year.

### Jenny's Performance Areas



#### Reading and Listening

How well did Jenny understand written and spoken information?

Near Standard



#### Writing and Research

How well did Jenny use research skills and communicate in writing?

Near Standard



## Smarter Balanced for Mathematics

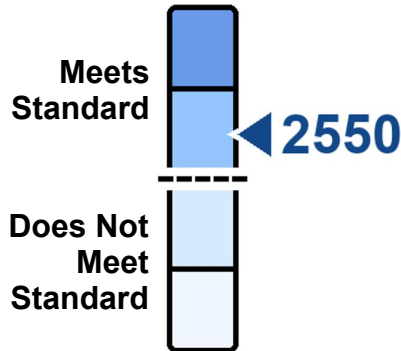
### Jenny's Overall Mathematics Score

Jenny's score of 2550 met the grade five standard.

**Level**

# 3

Standard Met

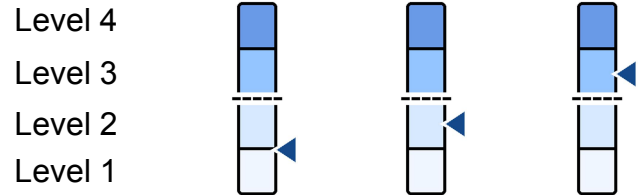


The score range for grade five is 2220–2740. A score of 2528 or higher meets the grade five standard.

### Jenny's Score History

Jenny's score increased from last year, enough to reach a higher level.

| Grade | Grade 3 | Grade 4 | Grade 5 |
|-------|---------|---------|---------|
| Score | 2380    | 2450    | 2550    |
| Level | Level 1 | Level 2 | Level 3 |



The arrow represents how far Jenny's score is from reaching the next level. Standards for the next grade are higher than for the previous grade. As a result, students may need a higher score to stay in the same level as the previous year.

### Jenny's Performance Areas



#### Concepts and Procedures

How well did Jenny apply mathematical concepts and procedures to solve problems?

Near Standard



#### Mathematical Practices

How well did Jenny apply strategies to solve complex problems and explain the reasoning for the solution?

Near Standard



## Jenny's Essay Performance

Jenny was assigned a narrative essay as part of the test. Jenny's essay is scored in three categories and provides additional information about Jenny's writing.

### Organization/Purpose

Did the writing tell a complete story with a setting, character(s), and a clear sequence of events?



2 out of 4

### Development/Elaboration

Were the experiences, characters, setting, and events clearly developed in the story? Did the writing make use of effective vocabulary, figurative language, and style?



2 out of 4

### Conventions

Did the writing include correct sentence formation, punctuation, spelling, capitalization, and grammar?



2 out of 2

## Jenny's Lexile® and Quantile® Measures

Lexile and Quantile measures are reported from the Smarter Balanced for ELA and Smarter Balanced for Mathematics assessments. Lexile measures show the level of text your child can read and understand independently. Quantile measures identify the mathematic skills and concepts your child is ready to learn next. To learn more about these measures and to access Lexile and Quantile resources to support learning, visit <https://Hub.Lexile.com/Family/>.

 **980L**

 **915Q**

## How Jenny's Scores Compare

| Smarter Balanced for ELA |                |               |
|--------------------------|----------------|---------------|
| Your Child's Score       | School Average | State Average |
| 2540                     | 2515           | 2510          |

| Smarter Balanced for Mathematics |                |               |
|----------------------------------|----------------|---------------|
| Your Child's Score               | School Average | State Average |
| 2550                             | 2545           | 2540          |

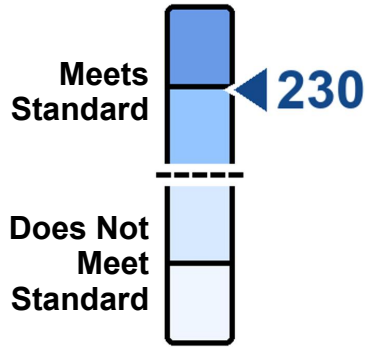


## California Science Test

### Jenny's Overall Science Score

Jenny's score of 230 met the grade five standard.

**Level**  
**3**  
Standard Met



The score range for grade five is 150–250. A score of 214 or higher meets the grade five standard.

### How Jenny's Score Compares

| Your Child's Score | School Average | State Average |
|--------------------|----------------|---------------|
| 230                | 228            | 225           |

### Jenny's Performance Areas



#### Earth and Space Sciences

How much did your child learn about Earth's place in the universe, Earth's systems, and Earth and human activity?



Near Standard



#### Life Sciences

How much did your child learn about living things, ecosystems, heredity, and biological evolution?



Near Standard



#### Physical Sciences

How much did your child learn about matter and its interactions, motion and stability, energy, and waves and their applications?



Near Standard